



engro powergen qadirpur

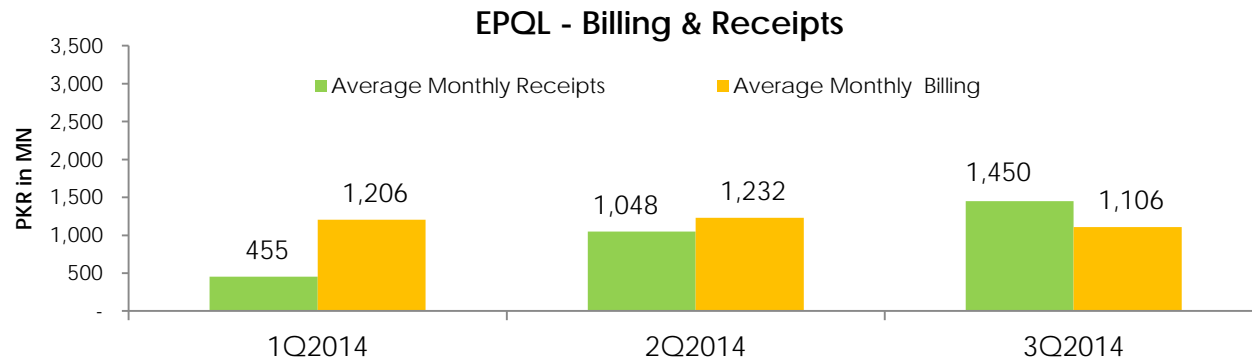
Analyst Briefing

Q3, 2014

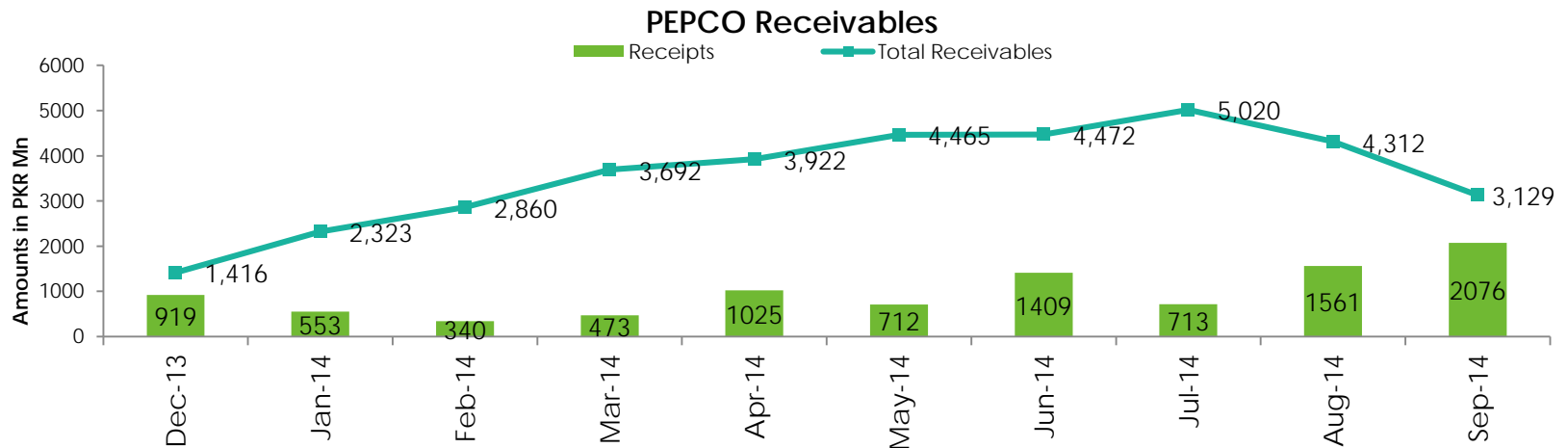
October 20, 2014



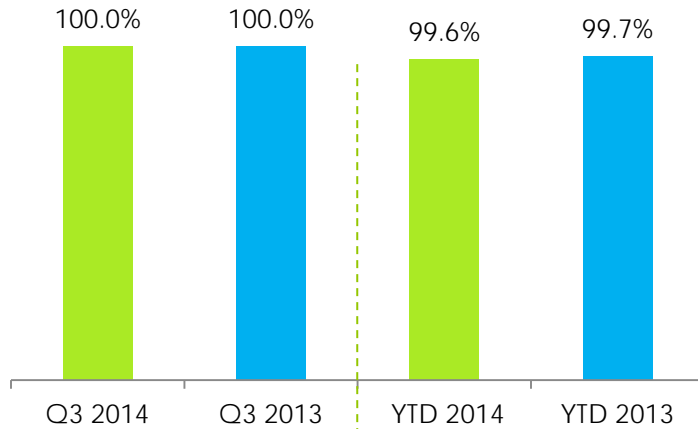
- Total amount billed in 9M, 2014 = PKR 10.6 Bn
- Total receipts in 9M, 2014 = PKR 8.9 Bn



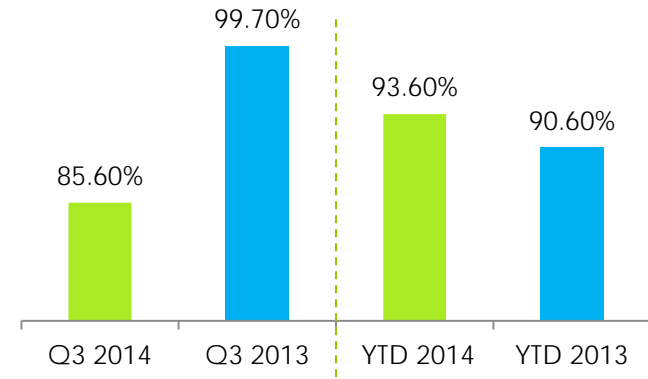
- PEPCO Receivable at end Sep 2014 is PKR 3.1Bn vs PKR 1.4Bn at end Dec 2013



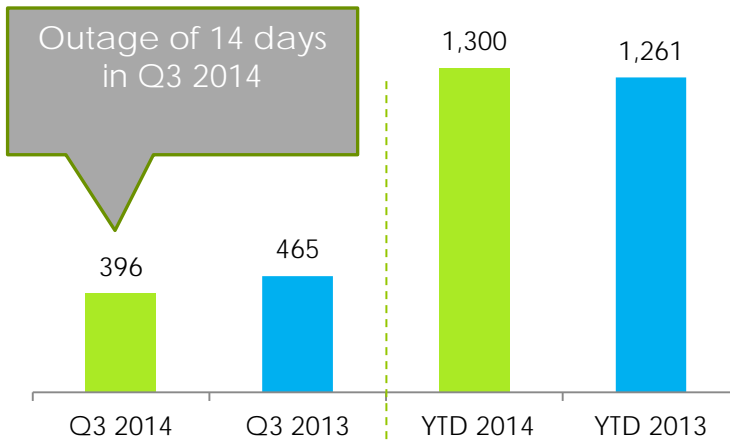
Utilization Factor



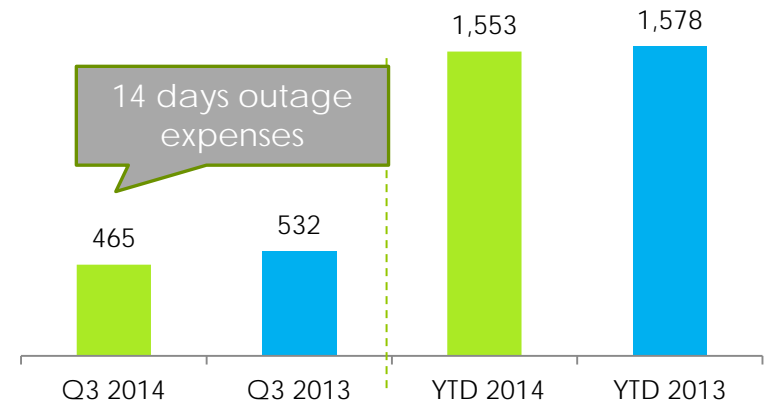
Load Factor



Net Electrical Output (GW)



PAT (Mn)



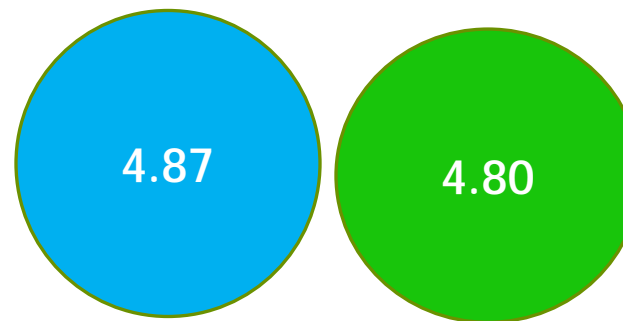
Financial Highlights

All amounts in Rs. MN	Actual 3Q' 2014	Actual 3Q' 2013	Actual YTD 2014	Actual YTD 2013
Total Revenue	2,746	2,895	9,262	8,074
Contribution Margin	942	989	3,049	2,910
EBITDA	750	822	2,515	2,418
Profit After Tax	465	532	1,553	1,578

Outage of 14 days in Q3 2014 vs 1 day in Q3 2013

Higher gas price from Jan to Jul 2014

EPS (Amounts in PKR)



YTD 2013

YTD 2014

Planned Outage Expense & Lower variable O&M recovery

2 days unbillable outage in Q1

